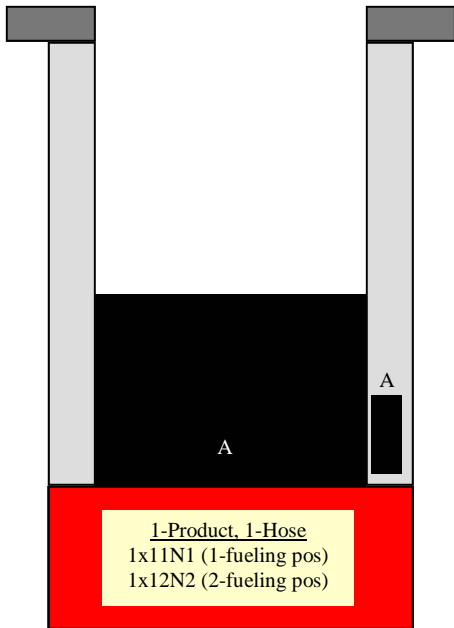
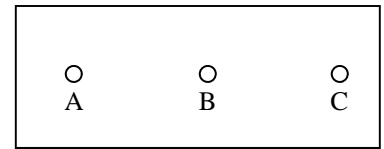
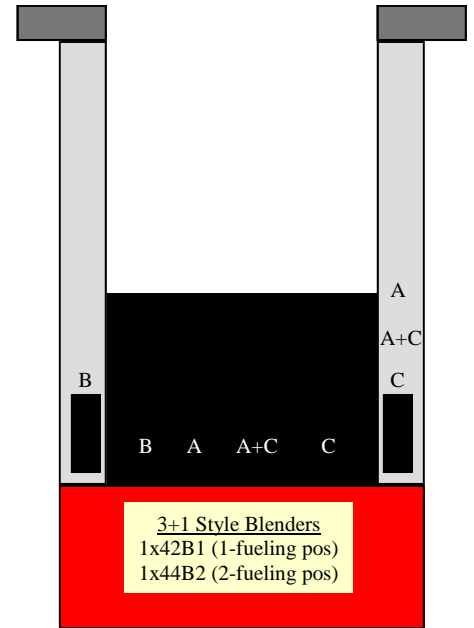
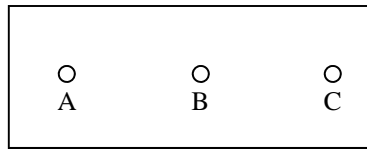
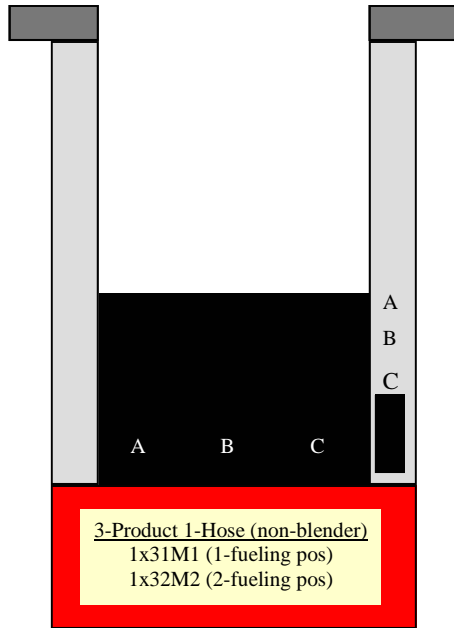

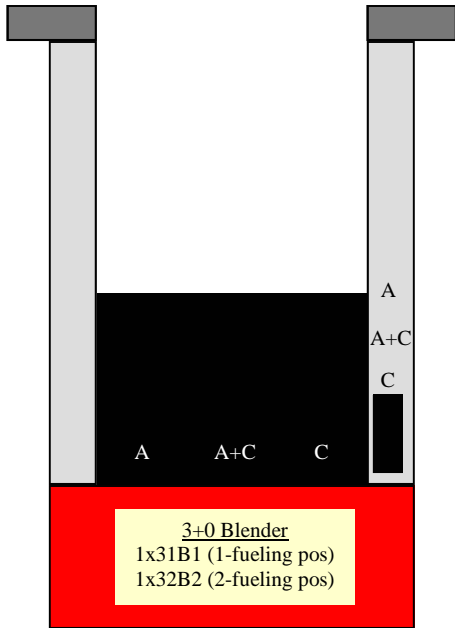


Pacific Dispenser Configuration Drawings

Letters in electronic door are product select buttons. Letters above nozzle boots specify products dispensed from a particular hose. Letters in footprint diagrams below each dispenser specify location of product inlets.



Base Model Number Descriptions

1st digit-base model number (always a "1")

2nd digit-Price Tiers (Price per volume tiers. "1" or "2"). Shown as "x" on this chart.

3rd digit-Products (Number of dispensed products. "1", "2", "3", or "4")

4th digit-Hose Outlets (Total number per cabinet. "1", "2", or "4")

5th digit-Configuration Type ("B"lender, "N"on-Blender, or "M"ixer (Non-blender dispensing more than one product through a single hose))

6th digit-Fueling Positions (one or two sided cabinets. "1" or "2").

