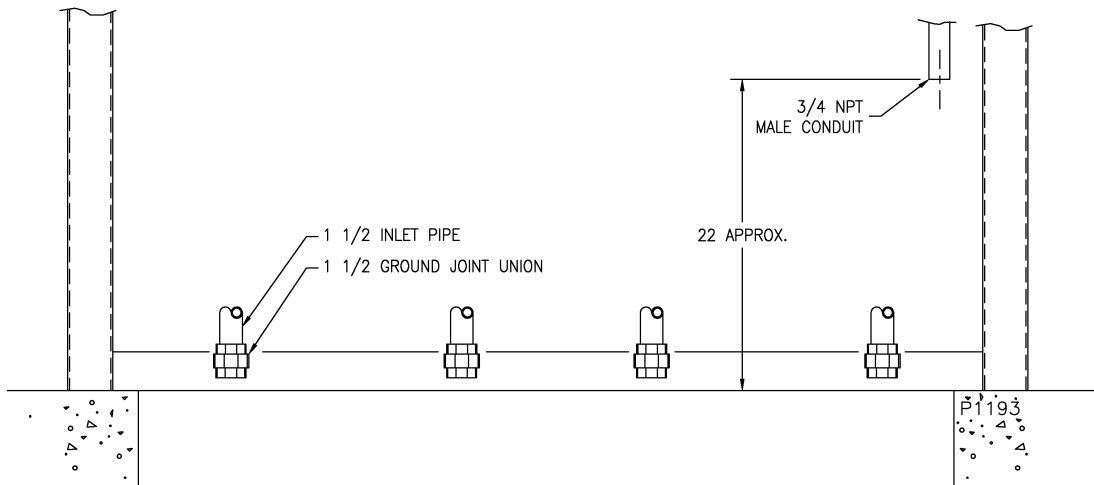
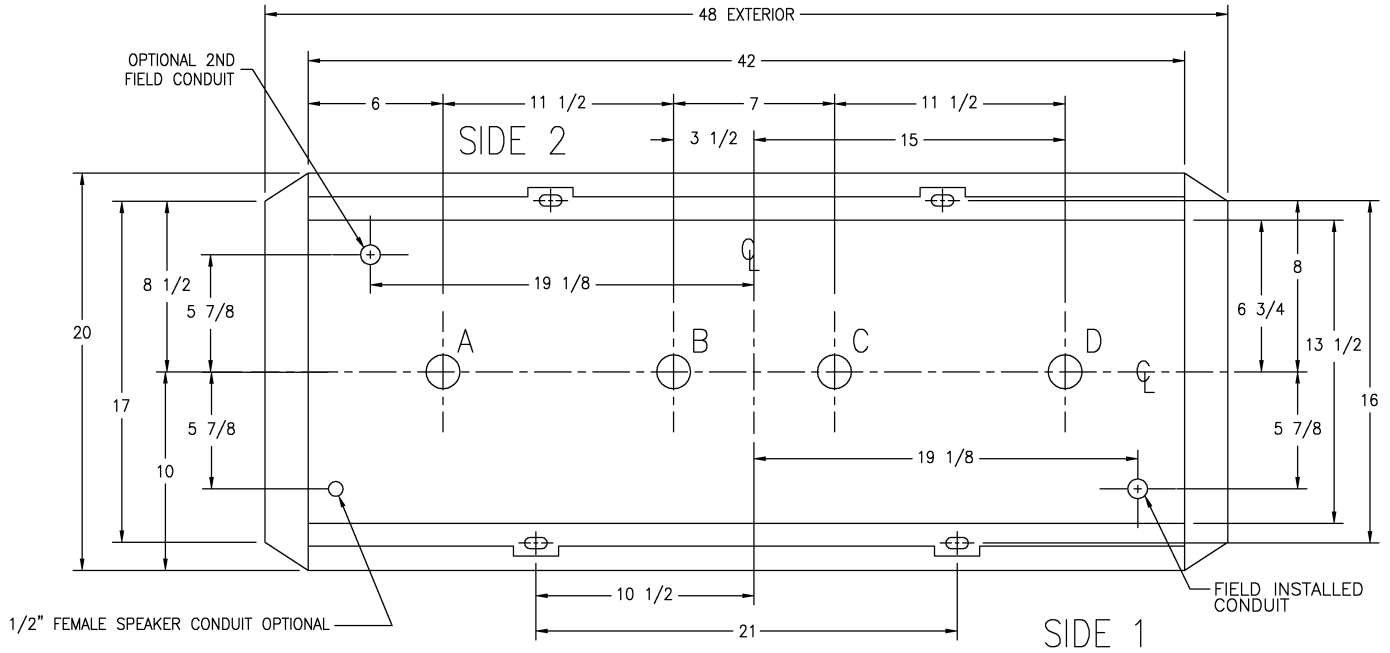


BENNETT PUMP COMPANY
 1218 E. Pontaluna Rd.
 Spring Lake, Mi 49456

Tel: 800-235-7618
 Tel: 231-798-1310
 Fax: 231-799-6202

Models: Any Horizon2 2400 Series SUCTION Pump. 24 _ _FS_ _HXS
 For Example: 2432FS-2HXS (the 10th digit "S" designates a SUCTION Pump.



ALL THREADED PIPE JOINTS OF LIQUID HANDLING PIPING MUST BE ASSEMBLED WITH UNDERWRITERS' LISTED GASOLINE RESISTANT PIPE JOINT SEALING COMPOUND. APPLY ON MALE THREADS ONLY.

THIS UNIT MUST BE ANCHORED TO THE ISLAND WITH A MINIMUM OF 4 BOLTS THROUGH THE BASE FRAME. DO NOT SHIM MIDDLE OF BASE RAILS TO BOLT DOWN DISPENSER. SHIM ONLY NEAR BOLTS.

CAUTION: DISPENSERS MUST BE INSTALLED WITH PROVISIONS FOR EXPANSION RELIEF, WHICH WILL RELIEVE AT PRESSURES NOT TO EXCEED 50 PSI (345 MPA). DO NOT USE LINE CHECK VALVE BETWEEN DISPENSER AND TANK UNLESS PROVIDED WITH RELIEF VALVE.

NOTE : INSTALLATION TO CONFORM TO NATIONAL, STATE AND LOCAL CODES.

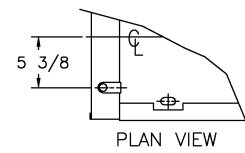
1-1/2" INLET PIPES, THREADED FOR GROUND JOINT UNION. CUSTOMER TO PROVIDE CONDUIT AND FITTINGS TO ELECTRICAL INLET.

USE ONLY UL LISTED RIGID METAL CONDUIT AND UL LISTED SEALING FITTINGS WITH CONDUCTOR SEALS.

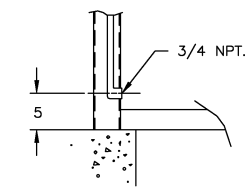
UNION NOTE:

CUSTOMER SUPPLIED UNIONS USED MUST BE UL LISTED FOR USE WITH FLAMMABLE AND COMBUSTIBLE FLUIDS.

HIGH HOSE BALANCE SYSTEM VAPOR RECOVERY CONNECTION LOCATIONS



PLAN VIEW



FRONT VIEW

Drawing No.: **P1193**
 Rev. Level: **B**
 Date: **02-16-06**